

LPC

Linear Potentiometer

Long Stroke Series 50 - 800 mm



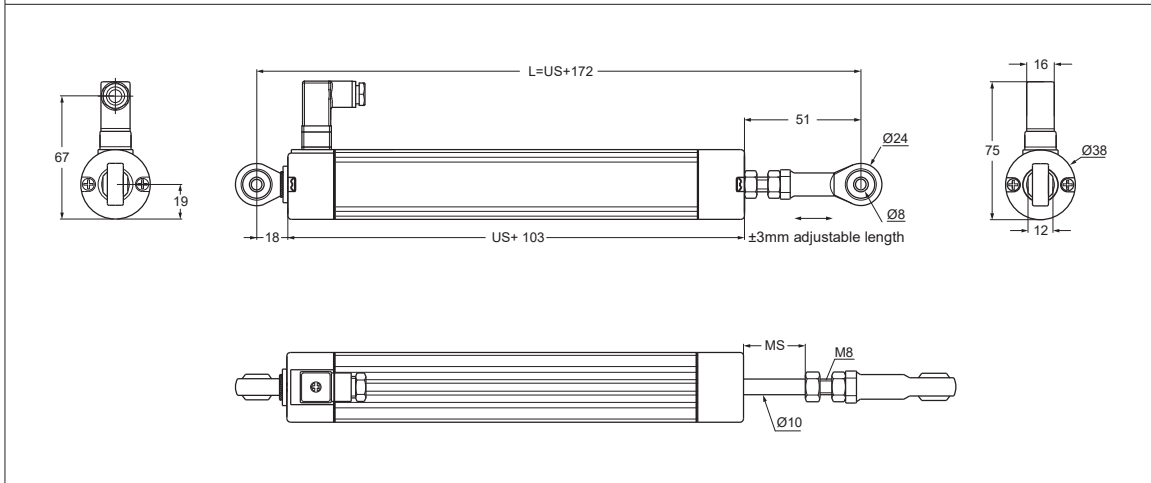
1. TECHNICAL SPECIFICATIONS

Measurement stroke	50 - 800 mm
Resolution	Infinite
Repeatability	< 0.01 mm
Permissible applied voltage	28 VDC max.
Electrical connections	CH2: Hydraulic type, 4 pin connector output (standard - mating connector included) CN5A (M12) or CN5B (M16), 5 pin connector output (optional - mating connector not included) Cable output (optional)
Displacement speed	< 5 m/s
Mechanical life	100 million movement
Protection level	IP 65
Vibration	EN 60068-2-6 5-2000 Hz 200 m/s ² (20g) 2h 30min each axis (x,y,z)
Shock	EN 60068-2-2:2007 500 m/s ² (50g) 11ms. (x,y,z axis)
Resistance	5 kOhm: 50 - 600 mm 10 kOhm: 650 - 800 mm
Resistance tolerance	± %20
Load resistance	100 kOhm min.
Recommended wiper current	<1 µA
Linearity	A: ±%0.5 (≤75 mm) B: ±%0.2 (100 - 125 mm) C: ±%0.1 (130 - 225 mm) D: ±%0.05 (≥250 mm)
Case dimensions	∅ 38 mm
Case material	Anodized aluminium
Caps material	ABS Plastic
Rod material	Stainless steel AISI 303
Rod diameter	∅ 10mm
Mechanical fixing	Ball joints on the both sides
Operating temperature	-20°C ... +80°C
Storage temperature	-30°C ... +90°C

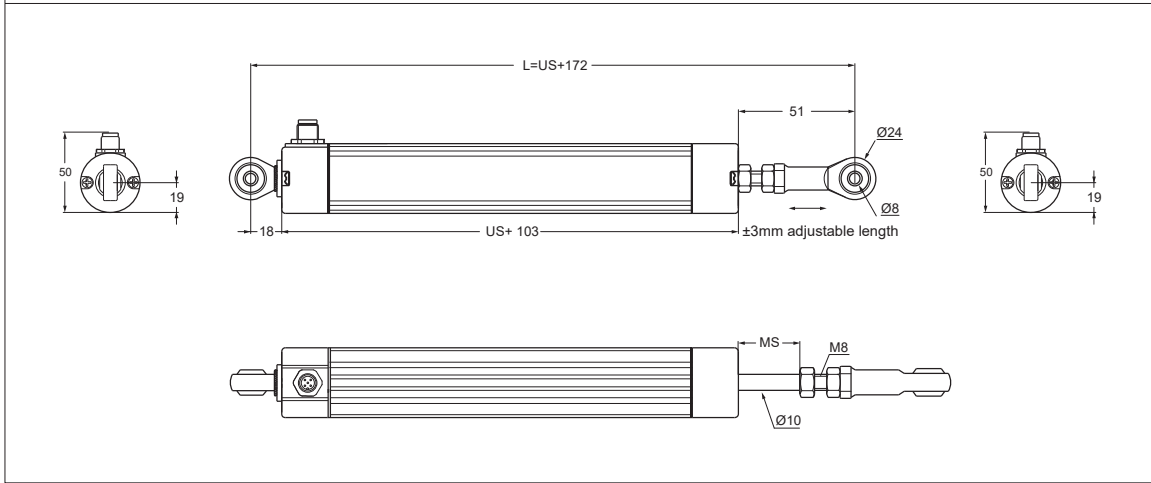
2.MECHANICAL SPECIFICATIONS



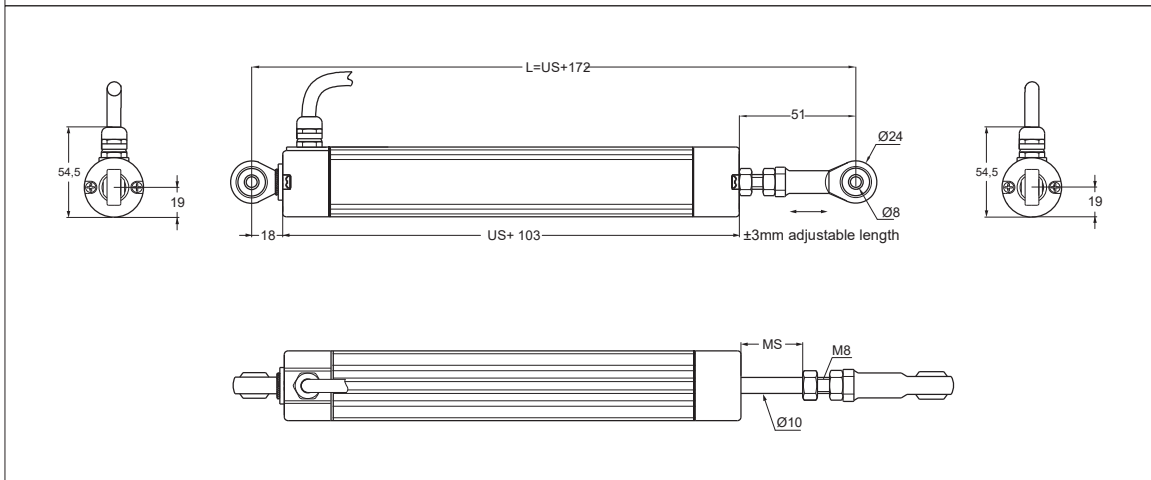
CH2: Hydraulic type, 4 pin connector output (standard- mating connector included)



CN5A (M12) or CN5B (M16), 5 pin connector output (optional - mating connector not included)



Cable output (optional)



LPC (mm)	50	75	100	125	130	150	175	200	225	250	275	300	325	350	375	400	450	500	550	600	650	700	800
US (Usefull stroke)	50	75	100	125	130	150	175	200	225	250	275	300	325	350	375	400	450	500	550	600	650	700	800
MS (Mechanical stroke)	54	79	104	129	134	154	179	204	229	254	279	304	329	354	379	404	454	504	554	604	654	704	804
L (Total Length)	222	247	272	297	302	322	347	372	397	422	447	472	497	522	547	572	622	672	722	772	822	872	972

3.CONNECTOR AND CABLE



CH2: Hydraulic type, 4 pin connector output (standard - mating connector included)

CN5A: M12, 5 pin connector output (optional - mating connector not included)

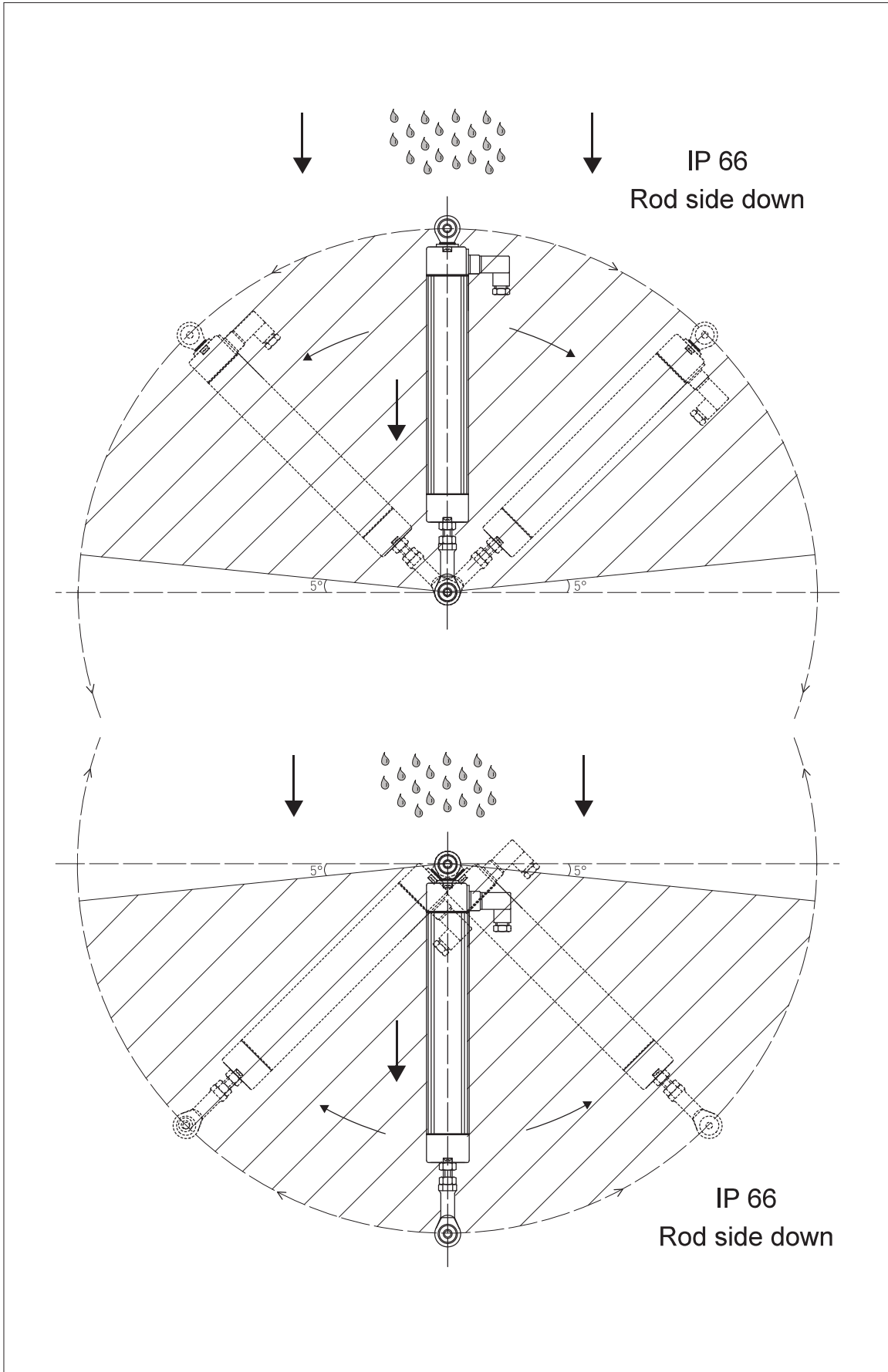
CN5B: M16, 5 pin connector output (optional - mating connector not included)

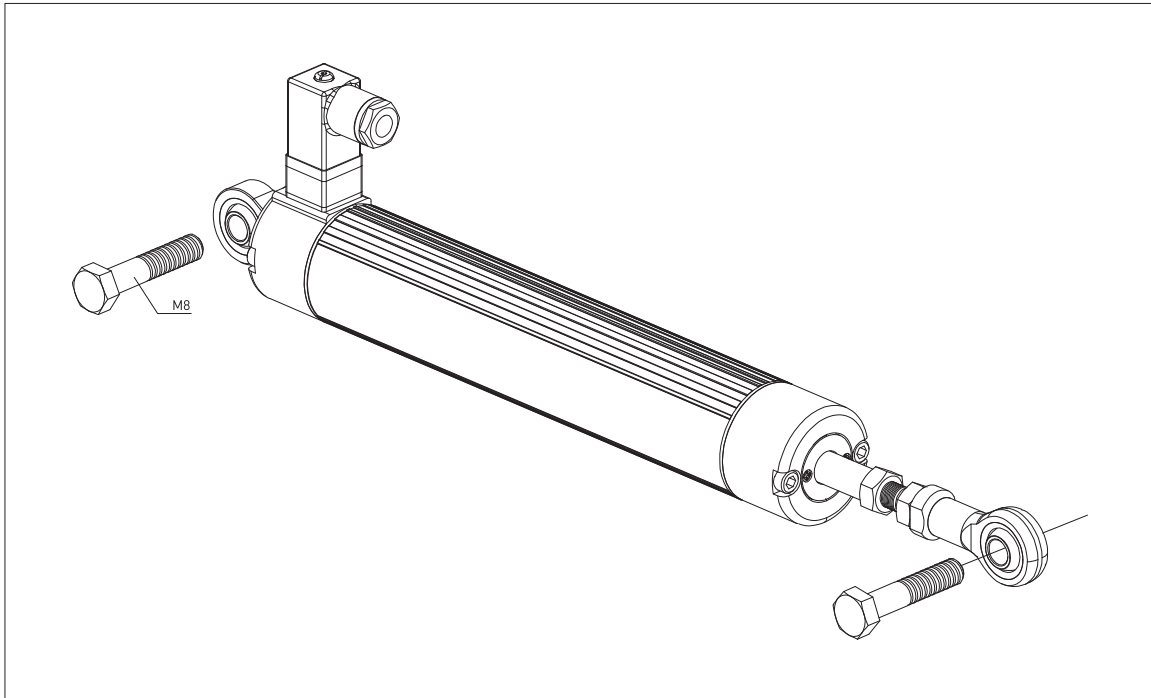
Cable output (optional)



P3 America, Inc. Phone: (512) 337-7336
 7696 183A Toll Rd. sales@p3america.com
 Unit 7B www.p3america.com
 Leander TX 78641

4. RECOMMENDED MOUNTING DIRECTIONS





6.ORDERING PROCEDURE

1	Model LPC: Linear Potentiometer Long Stroke Series
2	Measuring range 50 - 800 mm
3	Linearity A: $\pm 0.5\%$ (≤ 75 mm) B: $\pm 0.2\%$ (100 - 125 mm) C: $\pm 0.1\%$ (130 - 225 mm) D: $\pm 0.05\%$ (≥ 250 mm)
4	Resistance (kOhm) 5K: 5 kOhm (50 - 600 mm) 10K: 10 kOhm (650 - 800 mm)
5	Connector / Cable CH2: Hydraulic type, 4 pin connector (standard - mating connector included) CN5A: 5 pin, M12 connector (optional - mating connector not included) CN5B: 5 pin, M16 connector (optional - mating connector not included) 1M: 1 meter cable (optional) 2M5: 2,5 meter cable (optional)

For example:

LPC	500	D	5K	CH2
1	2	3	4	5